


Getting Started Using Zoom (Students)

Step 1: Visit the Saint Leo Zoom information page at <https://saintleo.zoom.us>

Step 2: Click **Sign in** to be taken to the Saint Leo Okta portal.

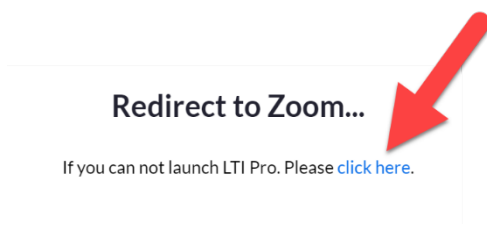
Step 3: Once you sign in to Okta, click on the  icon under the **Resources** tab.

Then follow these steps to [activate your Saint Leo Zoom Pro account](#) and get started.

Step 4: Click the following link to join a test meeting in Zoom. <https://zoom.us/test> If you have not installed the Zoom application, you will be prompted to do so. You can use Zoom on your computer or other mobile devices. *(Before moving on to Step 5, make sure you are logged in to the Zoom Application by [checking these instructions](#))*

Step 5: Now [configure your audio and video](#). You can also try out the [Zoom room display options](#).

Step 6: From the [Okta](#) page, now open . Go to the **Activities** tab and scroll down to **Zoom**. If you receive the message "Redirect to Zoom", select **click here**.



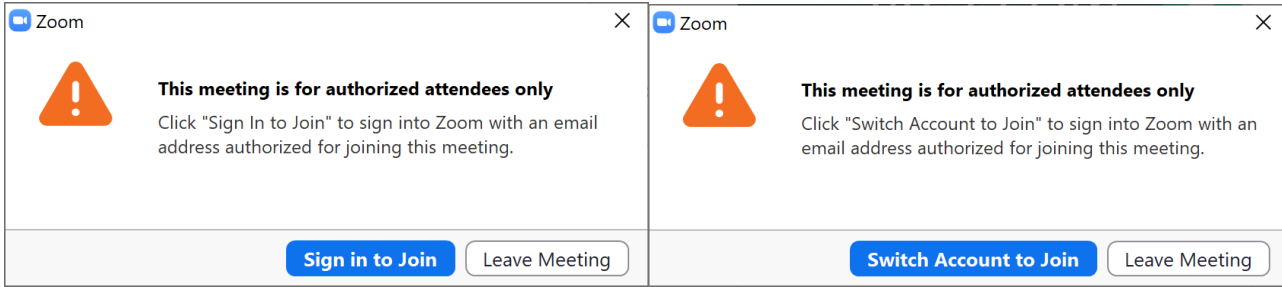
Step 7: Click on the Join button located on the screen. If everything has been installed correctly, you should be good.

If your instructor sends you a Zoom link directly, you can skip steps 6 and 7. Just click on the link and it will take you directly into the meeting. For more information, view here:

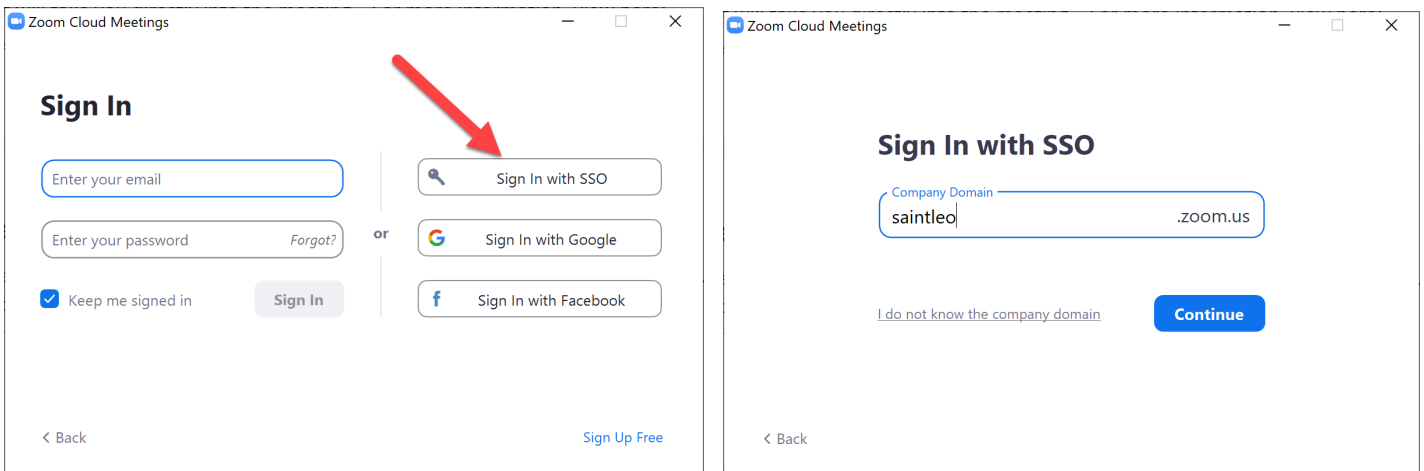
<https://support.zoom.us/hc/en-us>

Troubleshooting

If you see either of these messages, click on the blue button



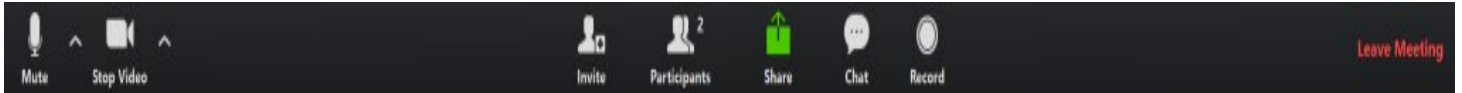
Click **Sign in with SSO** and the type **saintleo**. You will now be prompted to login to Okta.



Below are instructions for:

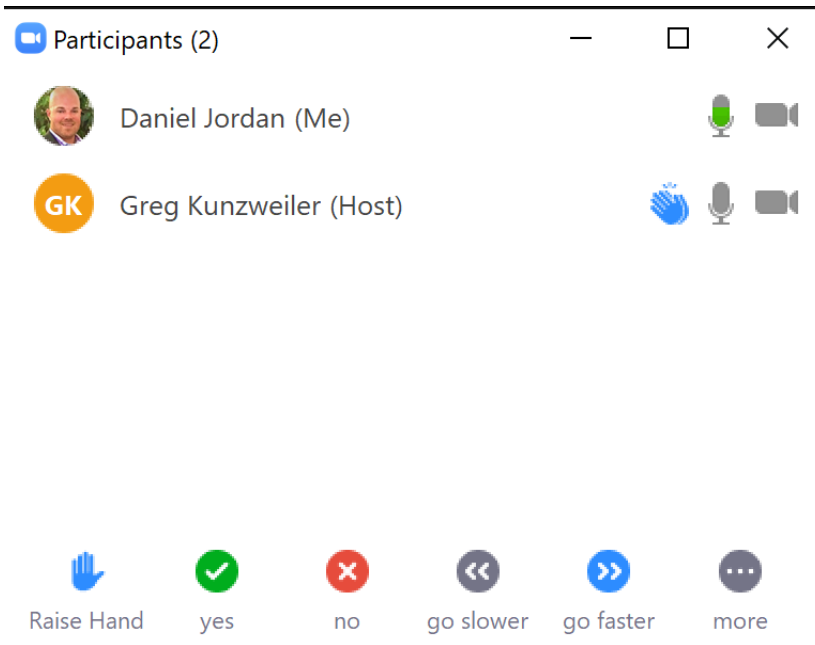
1. Participant Controls in Zoom
2. Chat in Zoom
3. Accessing Zoom in Courses (D2L)

Participant Controls



Your in-meeting control panel has all of the options you need to successfully communicate.

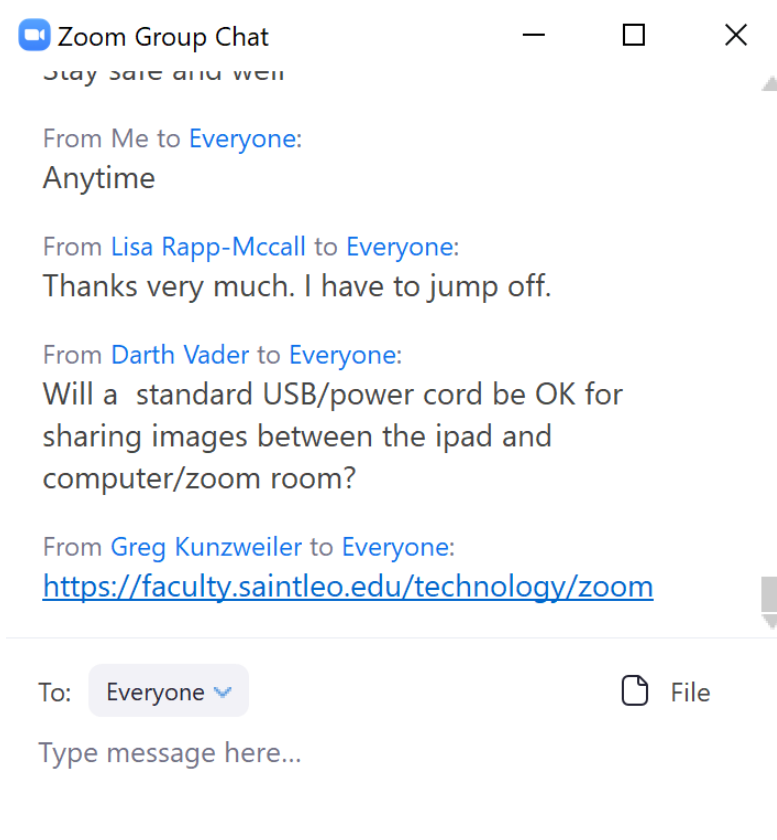
- **Mute:** Mute/unmute your microphone
- **Stop/Start Video**
- **Chat:** You can chat with the instructor and classmate.
- **Participants:** Give/view non-verbal feedback with the meeting host



Mute Me

- Raise your hand
- Yes/no feedback
- Ask the presenter to speed up or slow down
- “more” - thumbs up/down, applause, need a break

Chat




Zoom Group Chat
Stay safe and well

From Me to Everyone:
Anytime

From Lisa Rapp-Mccall to Everyone:
Thanks very much. I have to jump off.

From Darth Vader to Everyone:
Will a standard USB/power cord be OK for sharing images between the ipad and computer/zoom room?

From Greg Kunzweiler to Everyone:
<https://faculty.saintleo.edu/technology/zoom>

To: Everyone ▾  File

Type message here...

- Add questions/comments during the meeting
- Click on shared links
- Upload files that your instructor may share
- Chat with everyone or directly to individual participants
 - Chat discussions are saved automatically